



Introducing **Bosch Therm**



Our newest, most advanced tankless water heaters for North America.



BOSCH
Invented for life










Introducing Bosch Therm. Our newest line of tankless water heaters. This expanded and advanced line includes efficient condensing and non-condensing tankless water heaters with more compact models and greater installation versatility - to handle every commercial and residential application.

- ▶ Endless hot water at high flow rates
- ▶ Lower activation flow rate of 0.5 GPM
- ▶ High temperature capability (160-180°F varies by model)
- ▶ Up to 98% thermal efficiency
- ▶ Intelligent cascading up to 24 units on many models
- ▶ Smaller sizes and longer vent runs for easier installation
- ▶ Indoor and outdoor models with freeze protection
- ▶ 15-year residential heat exchanger warranty



Bosch Gas Tankless Water Heaters

Bosch Therm and Greentherm tankless water heaters provide endless hot water with compact size and thermal efficiencies up to 98%. High-temperature capable to 184°F with optional commercial high-temp kit, and intelligent cascading up to 24 units on many models. Flexible installation and venting options offer versatility for residential and commercial applications.

		Therm		Greentherm		Therm	
							
Model		C 1210 ESC NG/ C 1210 ESC LP	C 1210 ES NG/ C 1210 ES LP	C 1050 ES NG/ C 1050 ES LP	C 950 ES NG/ C 950 ES LP	940 ES NG/ 940 ES LP	830 ES NG/ 830 ES LP
Part No.	NG	7703311072	7703311073	7736501515	7736501516	7703311075	7703311076
	LP	7703411070	7703411071	7736501517	7736501518	7703411073	7703411074
Applications		Commercial	Commercial/ Residential	Commercial/Residential		Commercial/Residential	
Condensing/ NonCondensing		Condensing	Condensing	Condensing		Non Condensing	
Max. Input		225,000	225,000	199,000	175,000	199,000	175,000
Min. Input		25,000	25,000	19,900		19,900	
Thermal Efficiency		Up to 98%	Up to 98%	96%	94%	83%	
Capacity @ 35° GPM		12.1	12.1	10.5	9.2	9.4	8.3
Capacity @ 55° GPM		7.7	7.7	6.7	5.9	6.0	5.3
Energy Factor		N/A	N/A	.95	.95	.83	.82
Activation Flow Rate, GPM		0.5	0.5	0.5		0.5	
Intelligent Cascading		Up to 24 units	Up to 24 units	Up to 24 units		Up to 24 units	
Temp Range °F		100 - 180	100-140	100-140		100-140	
Temp Range with High Temp Kit, °F*		N/A	N/A	100-184		100-184	
Dimensions (W-H-D), in		17½ x 30½ x 11½	17½ x 30½ x 11½	17½ x 30½ x 11½		17½ x 30½ x 11½	
Weight, lbs		74	74	74		67	
Water Connections		¾" NPT	¾" NPT	¾" NPT		¾" NPT	
Gas Connection		¾" NPT	¾" NPT	¾" NPT		¾" NPT	
Water Pressure, psi		30 - 150	30 - 150	30 - 150		30 - 150	
Min. NG Pressure		3.5" WC	3.5" WC	3.5" WC		3.5" WC	
Venting Options		PVC, CPVC, ABS	PVC, CPVC, ABS	PVC, CPVC, ABS, PP		Cat III Stainless Steel	
Vent Max. Run, ft		63	63	63		61½	
ASME Rated		✓	✓	N/A	N/A	N/A	N/A
Low NOx 2012 Compliant		✓	✓	✓	✓	✓	✓
Energy Star®		N/A	N/A	✓	✓	N/A	N/A
Warranties:⁵ Heat Exchanger All Other Parts Labor		5-Years 5-Years 1-Year	15-Years 5-Years 1-Year	15-Years 5-Years 1-Year [†]		15-Years 5-Years 1-Year	

* High Temp Kits for use in commercial applications only and will affect the product warranty. For commercial/ non-residential warranty details, refer to the commercial catalog or visit www.boschheatingandcooling.com

⁵ Limited warranty. Copies of original warranties in their entirety are available at www.boschheatingandcooling.com

[†] Unit has to be installed properly within last year